

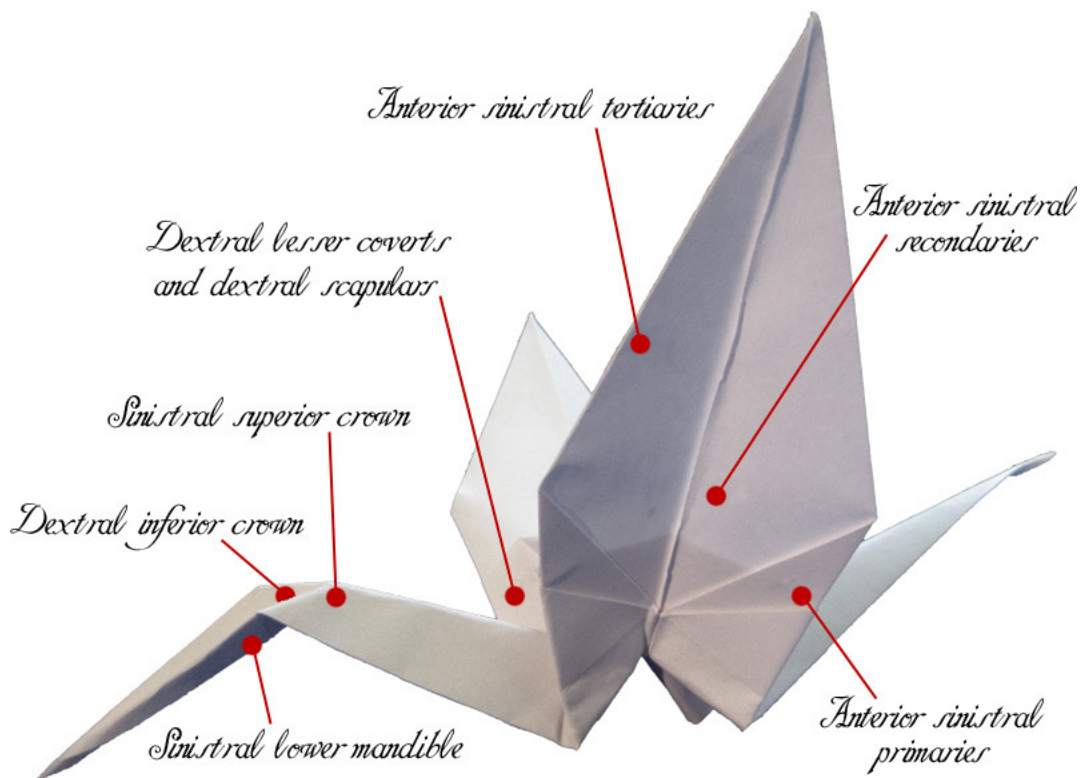
## C.2 Cranial Anatomy



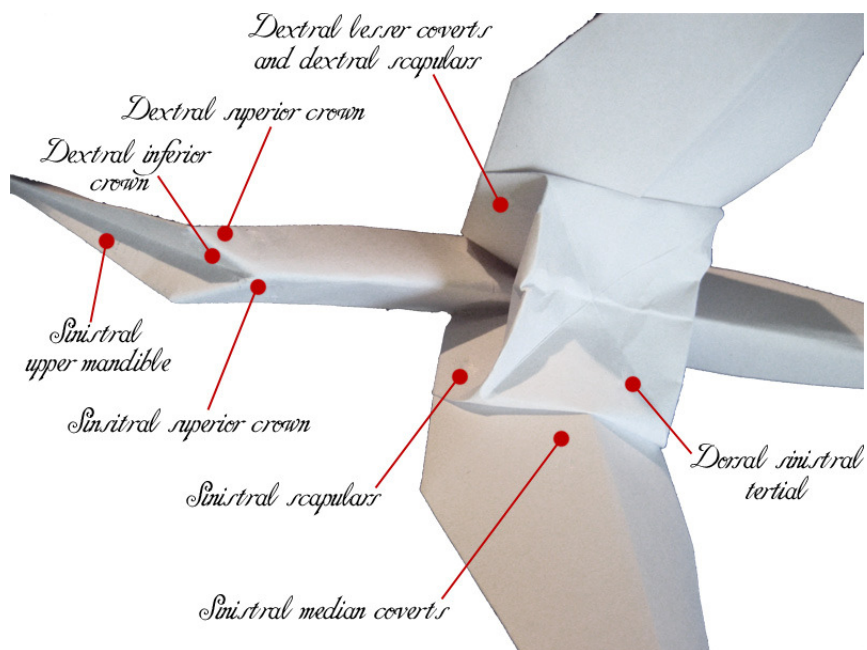

Puzzle by: David Morgan-Mar  
Difficulty: Easy

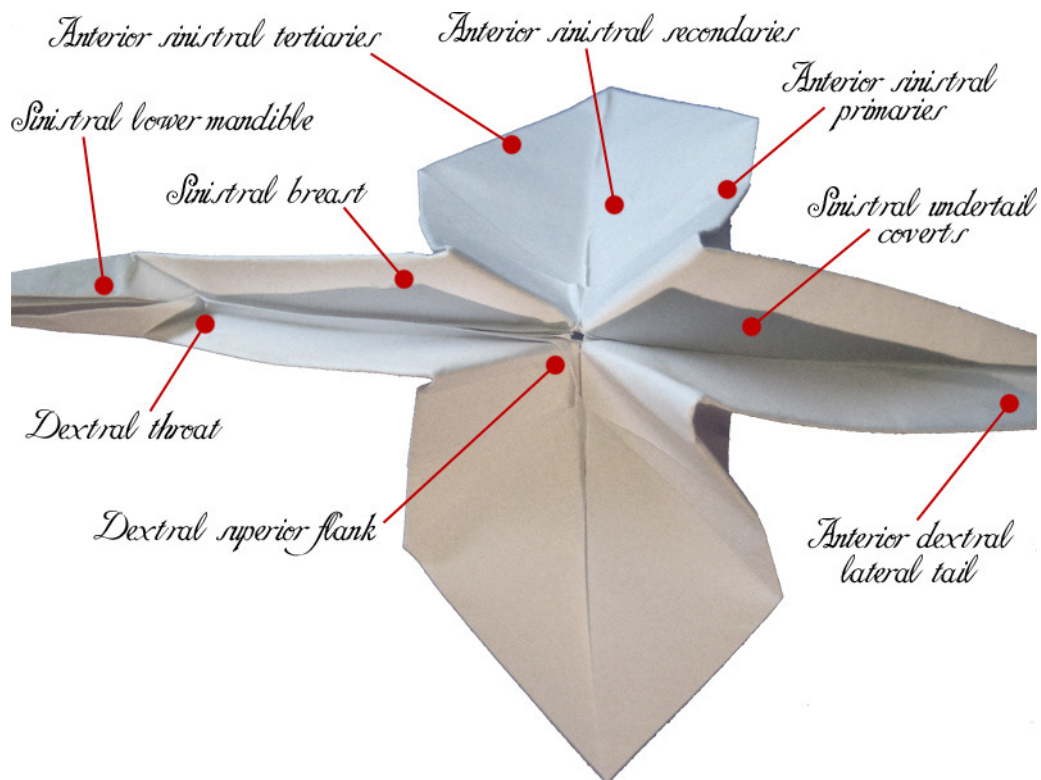
cisra Puzzle Competition 2008  
<http://puzzle.cisra.com.au>

Having decoded the first series of photos, you are convinced there will be more hidden messages. Torn between setting out in search of Carol with what you know, and trying to learn more, you flick through the next group of photos. They look like photos of an anatomical study of a bird... but some joker has used a folded piece of paper instead of an actual bird.



## C.2 Cranial Anatomy





1. Dextral lesser coverts
2. Sinistral superior crown
3. Sinistral lower mandible
4. Dextral inferior crown
5. Sinistral upper mandible
6. Dextral superior crown
7. Dextral throat
8. Dextral superior flank
9. Anterior dextral lateral tail
10. Dextral scapulars
11. Sinistral breast
12. Anterior sinistral tertiaries
13. Anterior sinistral secondaries
14. Sinistral undertail coverts
15. Dextral inferior flank
16. Sinistral scapulars
17. Sinistral median coverts
18. Anterior sinistral primaries
19. Dorsal sinistral tertial